







LSC Data Integrity Survey Results

Question 1: How confident are you in the overall accuracy of LSC's data? (Add comments, if any)

Response	Chart	Percentage	Count
Very confident		15.8%	9
Confident		63.2%	36
Somewhat confident		21.1%	12
Not at all confident		0.0%	0
		Total Responses	57

Question 2: Compared to three years ago, would you say your overall confidence in the accuracy of LSC's data has:

Response	Chart	Percentage	Count
Increased		63.2%	36
Decreased		1.8%	1
Stayed about the same		21.1%	12






Question 4: Please share any suggestions you have for improving the accuracy of LSC's data.

The 22 response(s) to this question can be found in the appendix.

Question 5: Is there anything else you would like the Data Integrity Action Project team to know?

The 21 response(s) to this question can be found in the appendix.

Question 6: Please choose the category that best describes you:

Response	Chart	Percentage	Count
Faculty - Allied Health & Nursing		9.1%	5
Faculty - Business & Industry		7.3%	4
Faculty - Liberal Arts & Sciences		32.7%	18
Staff		43.6%	24
Administration		7.3%	4
		Total Responses	55